

FINANCIAL CALENDAR

Financial Year End	31 December 2017
Annual General Meeting	31 May 2018

DIVIDEND

(i) Interim Dividend	
Entitlement Date	20 October 2017
Payment Date	10 November 2017

ANNOUNCEMENT OF 2017 QUARTERLY RESULTS

1st Quarter	22 May 2017
2nd Quarter	25 August 2017
3rd Quarter	17 November 2017
4th Quarter	27 February 2018

FINANCIAL HIGHLIGHTS

CONSOLIDATED BALANCE SHEET

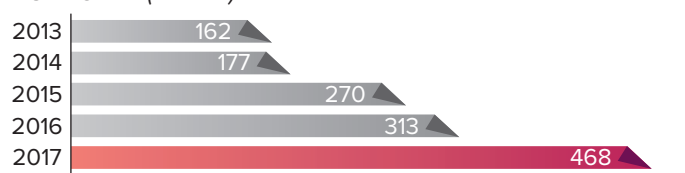
(RM'000)	2017	2016
Non-current assets	348,621	295,281
Current assets	356,619	366,182
Total assets	705,240	661,463
Current liabilities	121,659	103,791

Financed by:	2017	2016
Share capital	333,684	139,479
Non-distributable reserves	585	193,772
Retained profits	145,596	121,265
Shareholders' funds	479,865	454,516
Deferred tax liabilities	12,568	11,993
Loan and borrowing	91,148	91,798

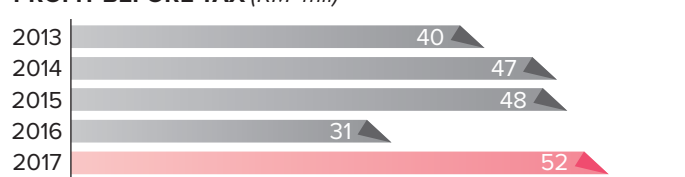
CONSOLIDATED INCOME STATEMENT

(RM'000)	2017	2016
Turnover	467,987	312,940
Profit before taxation	51,772	31,479
Taxation	(9,309)	(4,653)
Profit after taxation	42,463	26,826
Profit attributable to shareholders	42,463	26,826
Dividends	(18,132)	(22,317)
Transfer to retained profits	24,331	4,509

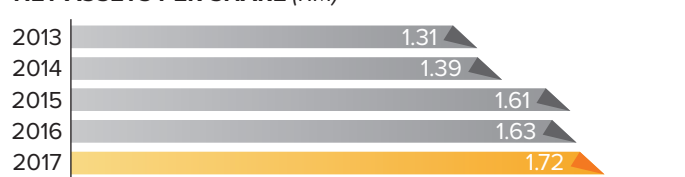
TURNOVER (RM' mil)



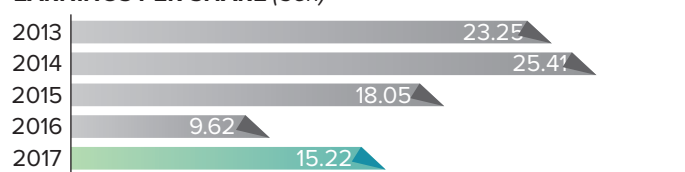
PROFIT BEFORE TAX (RM' mil)




NET ASSETS PER SHARE (RM)



EARNINGS PER SHARE (Sen)



SHAREHOLDERS' FUND (RM' mil)



DIVIDEND PAID (RM' mil)

