

# Financial Calendar

**Financial year end** 31 December 2011  
**Annual General Meeting** 24 May 2012

## Dividend

### (i) Interim Dividend

Entitlement date 7 October 2011  
 Payment date 28 October 2011

### (ii) Proposed Final Dividend

Entitlement date 8 June 2012  
 Payment date 29 June 2012

## Announcement of 2011 Trading Results

Three months (1<sup>st</sup> Quarter) 25 May 2011  
 Six months (2<sup>nd</sup> Quarter) 18 August 2011  
 Nine months (3<sup>rd</sup> Quarter) 21 November 2011  
 Full year (4<sup>th</sup> Quarter) 22 February 2012

## Financial Highlights

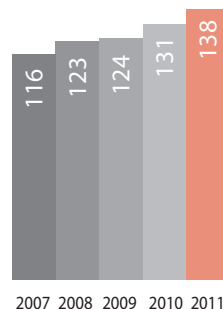
as at 31 December

### Consolidated Balance Sheet

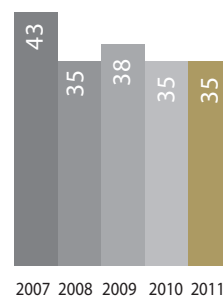
	2011 (RM'000)	2010 (RM'000)
Property, Plant and Equipment	101,697	100,249
Current assets	95,823	96,230
Total assets	197,520	196,479
Current liabilities	25,409	24,373
<b>Financed by:</b>		
Share capital	69,739	69,739
Treasury shares	(1,578)	(1,578)
Non-distributable reserves	21,115	21,115
Retained profits	75,169	68,593
Shareholders' funds	164,445	157,869
Deferred tax liabilities	5,584	3,821
Loan and borrowing	2,082	10,416

### Consolidated Income Statement

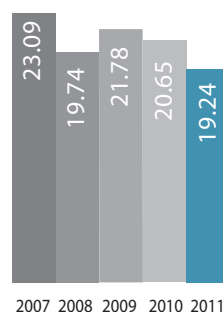
	2011 (RM'000)	2010 (RM'000)
Turnover	138,132	131,437
Profit before taxation	34,728	35,409
Taxation	(8,023)	(6,740)
Profit after taxation	26,705	28,669
Profit attributable to shareholders	26,705	28,669
Dividends	(20,129)	(20,476)
Transfer to retained profits	6,576	8,193



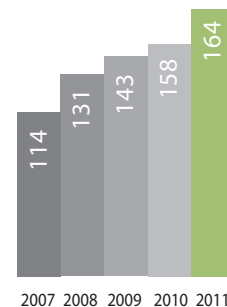
Turnover (RM million)



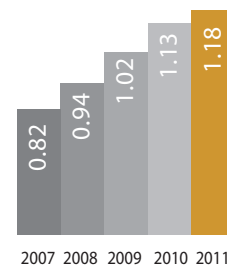
Profit Before Tax (RM million)



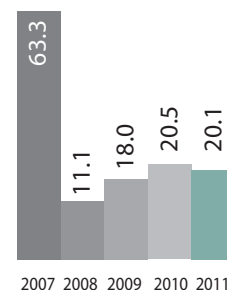
Earnings per Share (Sen)



Shareholder's Funds (RM million)



Net Assets per Share (RM)



Dividend Paid (RM million)